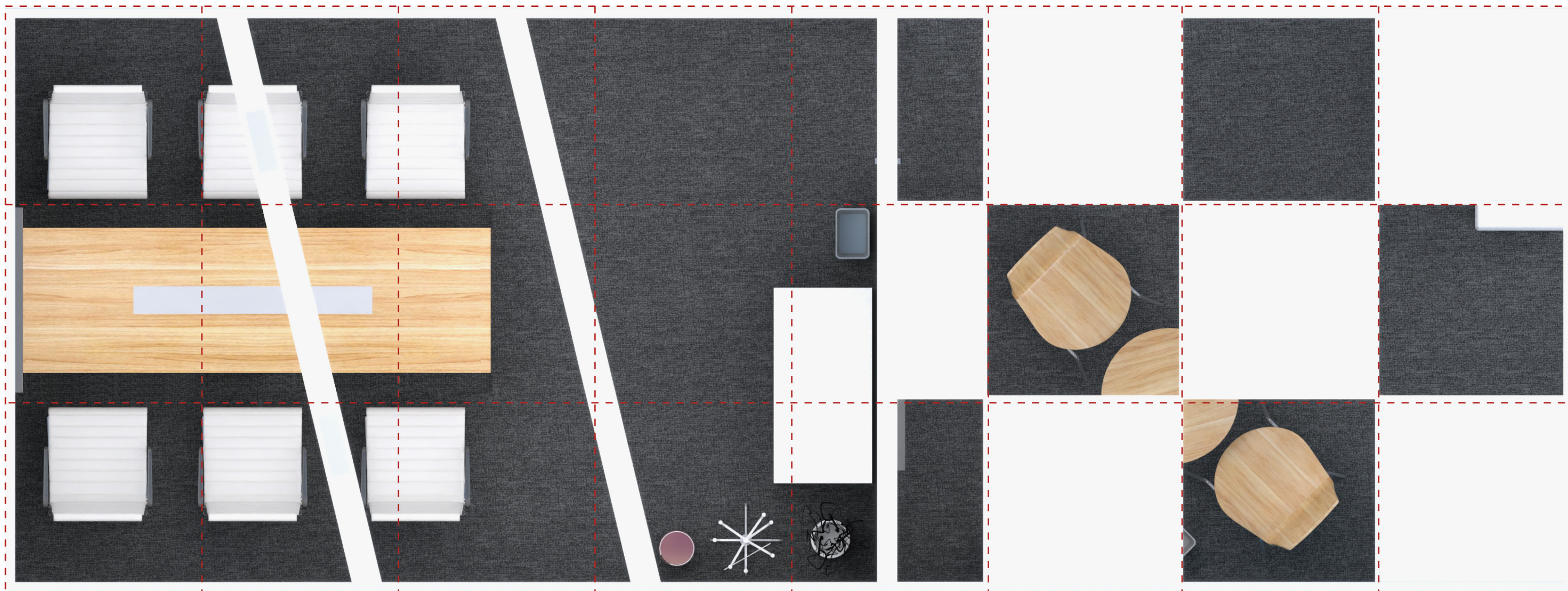


Showcase Suite 3m x 8m(SS*24sqm)



Showcase Suite 3m x 8m(SS*24sqm)



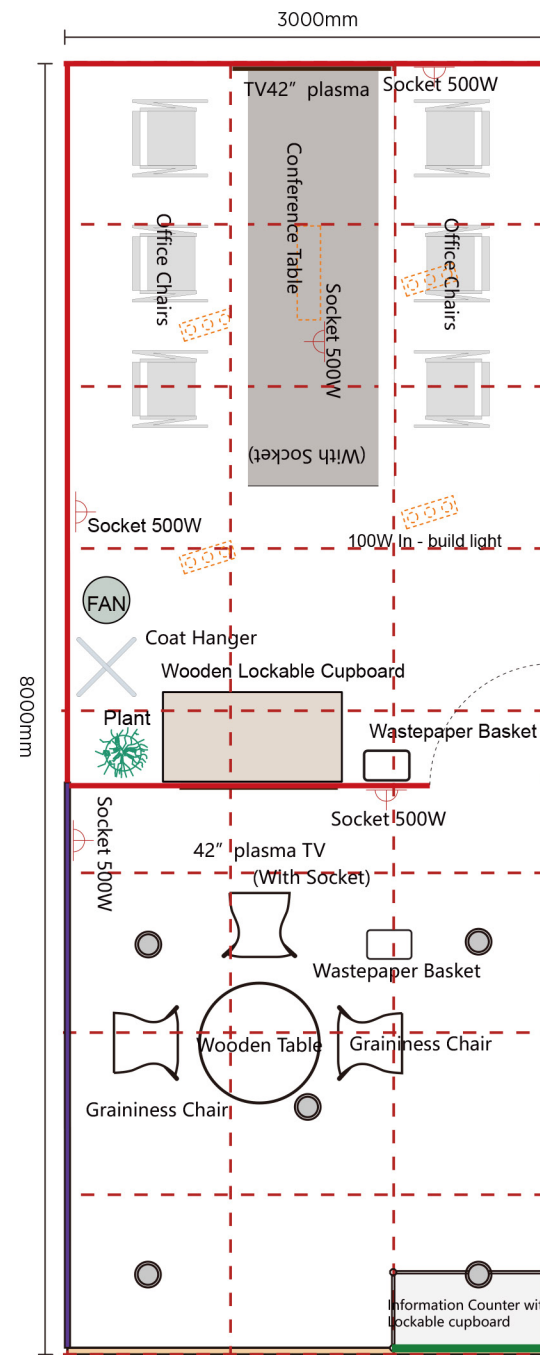
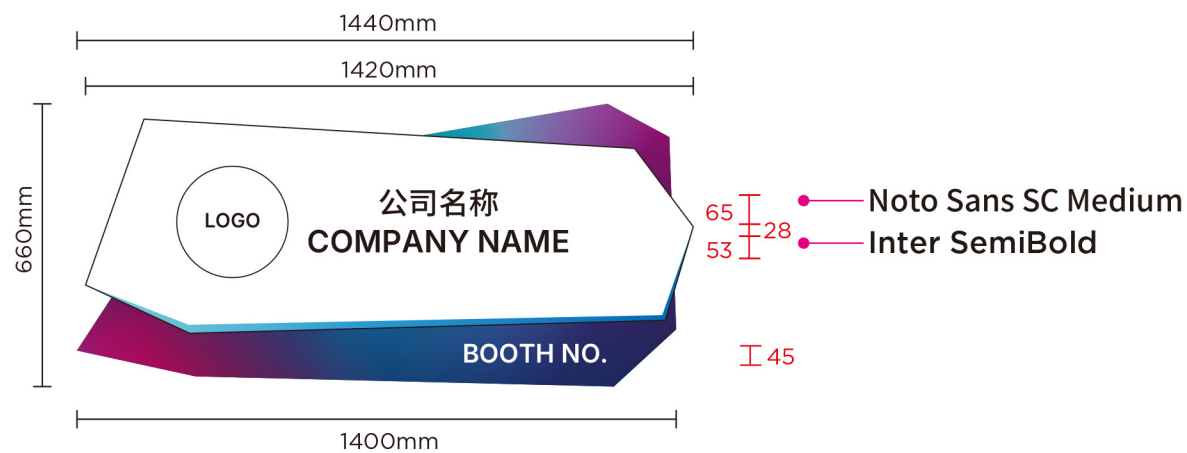
Showcase Suite 3m x 8m(SS*24sqm)



Showcase Suite 3m x 8m(SS*24sqm)



Perspective



Floorplan

Sample

- 询问台连锁柜 x 1 no
Information Counter with Lockable cupboard
(l) 1000 X (w)500 X (h)1000
- 木纹台 x 1 no
Wooden Table
(d)700X(h)750
- 木纹椅 x 3nos
Graininess Chair
(l) 395 X (w)410 X (h)850
- 垃圾桶 x 3 nos
Wastepaper Basket
(l) 300 X (w)220 X (h)300
- 插座 x 3 nos
Power Point Socket 500W
- 筒灯 x 6 nos
Down light
- 42" wall mounted plasma TV (with socket) x 2 nos
42寸挂墙电视插座
- 会议椅 x 6 nos
Office Chair C62B
(l) 580X (w)660 X (h)880
- 木锁柜 x 1 no
Wooden Lockable Cupboard
(l) 1000 X (w)500 X (h)1000
- 斗胆灯 x 4 nos
100W In-build light
- 衣架 x 1no
Coat Hanger
- 植物 x 1no
Plant
- 风扇 x 1no
FAN
- 木纹会议台 x 1 no
Conferene Table
(l) 2400X (w) 700 X (h)750
- Graphic on wall x 1 no
(w)4500X (h)2500
- Company logo on counter x 1 no
(w)963 X (h)963
- Graphic on wall x 1 no
(w)3500 X (h)2500

Showcase Suite 3m x 8m(SS*24sqm)

